




# Block B The Pryors Fire Emergency Evacuation

	If there is a fire:
<b>DO</b> ✓	<p>Operate the nearest fire alarm call point immediately.</p>  <p>(They are by exit doors and in corridors by the lifts)</p> <p>Shut your doors and windows to slow the spread of fire, but don't delay your escape.</p> <p>Leave the building by the nearest available staircase :</p> <ul style="list-style-type: none"><li>• <u>main stairs</u> to ground floor level and front or rear exit</li><li>• <u>fire stairs</u> to basement level, through basement well to side exit following 'fire exit' signs.</li></ul> <p>Call the fire brigade as soon as safe.</p> <p>Go to the assembly point <b>outside Block A.</b></p>
<b>DO NOT</b> ✗	<p>Do not stop to collect personal belongings other than keys and a coat if they are close.</p> <p>Do not re-enter the building until told it is safe to do so by the fire brigade.</p>
	<p>When calling the fire brigade:</p> <ul style="list-style-type: none"><li>• Dial <u>999</u> or <u>112</u> from a land line or a mobile phone.</li><li>• When answered, give the telephone number you are ringing from and ask for <b>FIRE.</b></li><li>• Tell the fire brigade the address is <b>Block B, The Pryors, NW3 1BP.</b></li><li>• Do not end the call until the fire brigade has repeated the address to you and you are sure they have got it right. The fire brigade cannot help if they do not have the full address.</li></ul>

**REMEMBER:** If a fire breaks out in your flat, it is your responsibility to make sure you can get out of it. You can help prevent the fire spreading by closing doors and windows, if it is safe to do so.